

PRODUCT DATASHEET

SF CIRCULAR 250 S 13 W 4000 K IP44 WT

SURFACE CIRCULAR 250 SENSOR | Wall and ceiling luminaire with IP44 and high frequency sensor



AREAS OF APPLICATION

- Corridors
- Stairways
- Bathrooms
- Foyers

PRODUCT BENEFITS

- Easy adjustment of sensor range, daylight detection and hold time
- High luminous efficacy
- Energy savings of up to 55 % compared to luminaires that use CFL
- Easy and quick installation
- Very homogenous light
- Clear cover protects the reflector against dust and contact
- 3 years guarantee

PRODUCT FEATURES

- High frequency sensor for daylight and motion detection
- Beam angle: 120°
- Type of protection: IP44
- Impact resistance: IK03
- Metal housing, PMMA cover



– Ambient temperature in operation: -20...+40 °C

TECHNICAL DATA

Electrical data

Nominal wattage	13.00 W
Operating mode	Integrated LED driver
Nominal voltage	220...240 V
Power factor λ	≥ 0.5
Mains frequency	50/60 Hz
Inrush current	10.0 A
Total harmonic distortion	< 120 %
Inrush current time T_{h50}	150 μ s

Luminaire control gear data

Output current	78 mA
Flicker-free	Yes
Max. no. of lum. on circuit break. B16 A	41
Max. no. of lum. on circuit break. C10 A	33
Max. no. of lum. on circuit break. C16 A	53

Photometrical data

Color temperature	4000 K
Luminous flux	960 lm
Luminous efficacy	75 lm/W
Standard deviation of color matching	<5 sdc _m
Light color (designation)	Cool White
Color rendering index Ra	>80

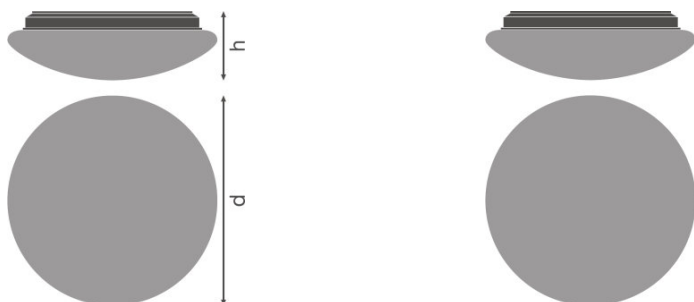
Light technical data

Beam angle	120 °
------------	-------

Luminaire sensor data

Type of sensor	Motion / Light
Sensor technology	Microwave
Sensor detection angle	110 °
Detection range of motion sensor	8 m
Detection threshold of daylight sensor	25 lx
Sensor controlled switching time	5 s/1 min/3 min/10 min
Sensor IP rating	IP44

Dimensions & weight



Diameter	250.0 mm
Height	91.0 mm
Product weight	316.00 g

Colors & materials

Body material	Steel
Housing color	White
Product color	White
Cover material	Polymethylmethacrylate (PMMA)

Temperatures & operating conditions

Ambient temperature range	-20...+40 °C
----------------------------------	--------------

Lifespan

Lifespan L70/B50 at 25 °C	30000 h
Lifespan L80/B10 at 25 °C	30000 h
Lifespan L90/B10 at 25 °C	15000 h

Additional product data

Mounting type	Surface
Mounting location	Ceiling / Wall

Capabilities


Dimmable	No
Type of connection	Screw terminal, 3-Pole
LED module replaceable	Not replaceable

Certificates & standards

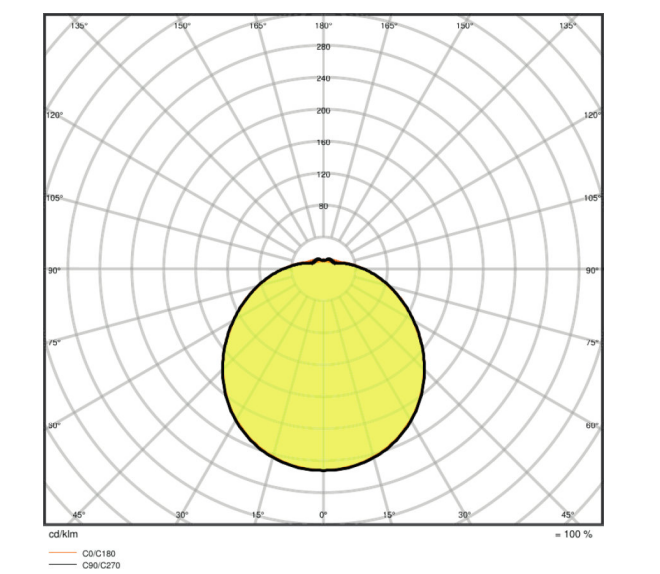
Protection class IK (shock resistance)	IK03
---	------

Glow Wire Test according to IEC 695-2-1	650 °C
Photobiological safety group EN62778	RG 0
Protection class	I
Type of protection	IP44
Standards	CE/CB/TÜV SÜD/EAC/RoHS

Light Distribution



LDC typ cone



LDC typ polar

EQUIPMENT / ACCESSORIES

- Replacement cover optional available

LOGISTICAL DATA

Product code	Packaging unit (Pieces/Unit)	Dimensions (length x width x height)	Gross weight	Volume
4058075314917	Folding carton box 1	280 mm x 282 mm x 98 mm	394.00 g	7.74 dm ³
4058075314924	Shipping carton box 5	522 mm x 302 mm x 314 mm	2595.00 g	49.50 dm ³

The mentioned product code describes the smallest quantity unit which can be ordered. One shipping unit can contain one or more single products. When placing an order, for the quantity please enter single or multiples of a shipping unit.

REFERENCES / LINKS

For Guarantee see

▶ www.ledvance.com/guarantee

DISCLAIMER

Subject to change without notice. Errors and omission excepted. Always make sure to use the most recent release.